



SPECIFICATION

ITEM NO.: TT-324-20W-T8-T

(Generation 3)

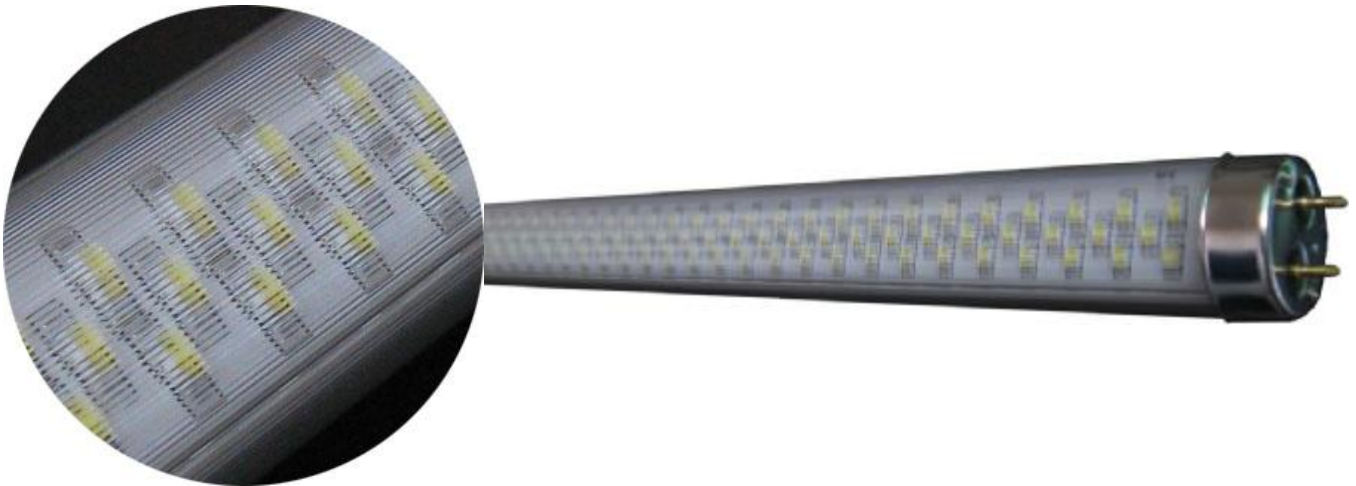


LED TUBE LIGHT

EDITED BY	REVISED BY	CONFIRMED BY	APPROVED BY

Energy Saving, Environment Friendly, Long Lifespan

The LED Light LED tube light is designed to replace directly the conventional T8/T10 fluorescent tube light, with special different view angles mixed lighting design, T8 specs, inner high efficiency constant current driver, less degradation and 50,000 hours lifespan.



A. Features of the Products

- ☀ Energy saving up to 70% to 80%
- ☀ Using environmental friendly material PC for tube
- ☀ Auto-adjusting LED brightness for energy saving and degradation
- ☀ 5-year lifespan
- ☀ Special different view angles mixed lighting design
- ☀ Instant start, no flickering, no humming.
- ☀ New inner high efficiency (95%) constant current driver, with heat protection system, can work under unstable voltage
- ☀ Special circuit design, each LED work separately, avoiding the single broken LED influence problem
- ☀ Electric wave resistant
- ☀ No fluorescent flickering
- ☀ No mercury or lead
- ☀ No RF interference

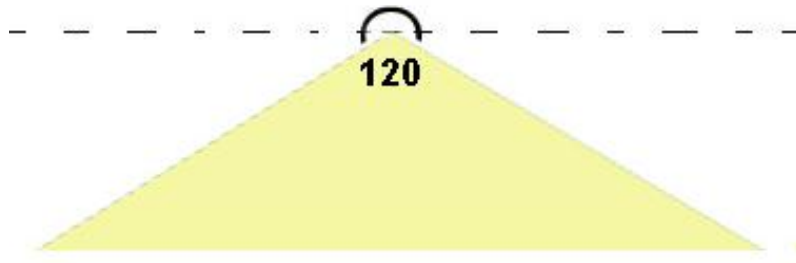
B. Applications:

- ☀ Factories & Offices
- ☀ Hospitals & Hotels
- ☀ Schools, Colleges & Universities
- ☀ Conference / Meeting rooms
- ☀ Commercial Complexes
- ☀ Places where need energy saving and high color rendering index lighting

C. LED's Lumen Decrease:


Operating time(hours)	Lumen decrease(%)
1000	4-5

D. Beam Angel: 120 degree



E. Dimensions:

Socket : GU15



Notice:

- ☀ All dimension units are millimeters.
- ☀ All dimension tolerance is ± 2 mm unless otherwise noted.



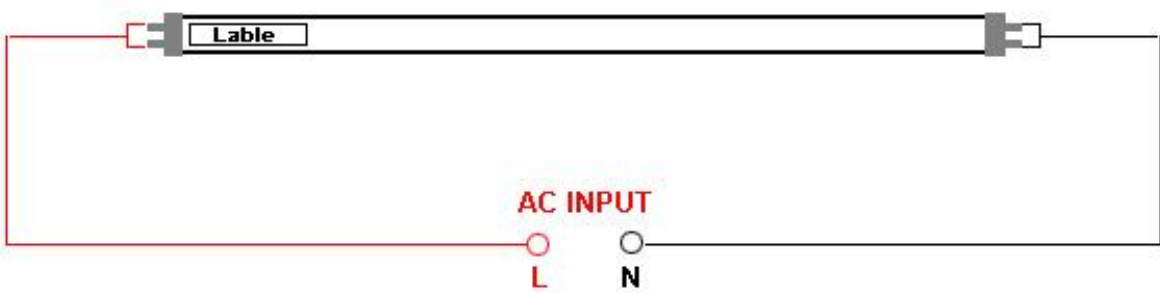
F. Parameter:

Item No.	TT-324-20W-T8-T
Equal to Conventional Tube light	60W
LED Qty	SMD324 pcs
Input Voltage	AC90V-260V
Work Frequency	50--60HZ
Luminous Flux	1650-1750 LM
Short Current	< 5mA
Power Factor	≥0.95
Work Humidity	< 95%
Color rendering index	80 Ra
Power Consumption	19.8-20.2W
Color Temperature	2700K to 3400K, 4500K to 5000K, 6000K to 7000K
Environment Temperature	-20 to +45°C
Storage Temperature	-30 to +50°C
1M ILLuminance	≥450 Lux
Life Time	≥ 50,000 Hours
Dimension (without pins)	20W -1195mm Φ30mm

G. Package:

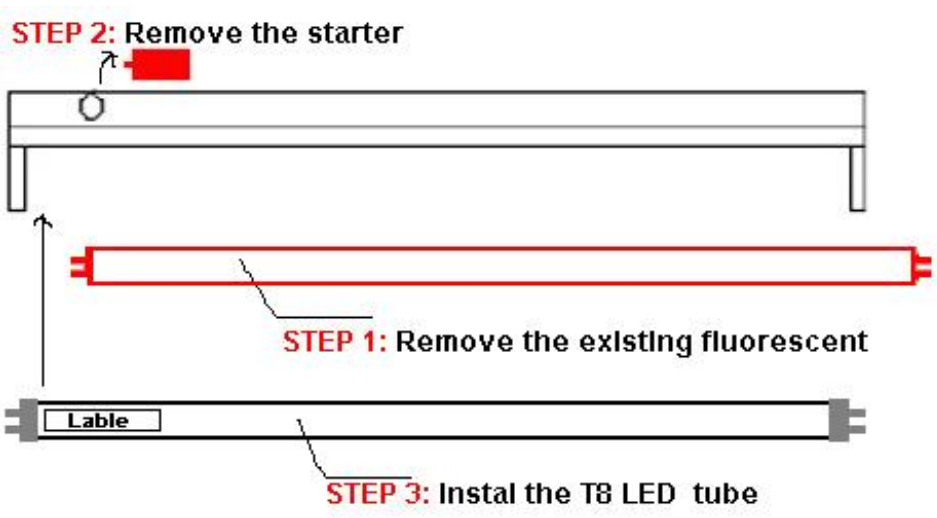
- ☀ Outer carton: 1315*250*230MM
- ☀ Net weight of one tube: 0.60KG
- ☀ Gross weight of one carton: 17.0 KG
- ☀ Quantity: 25PCS/CATRON

H. Installation:

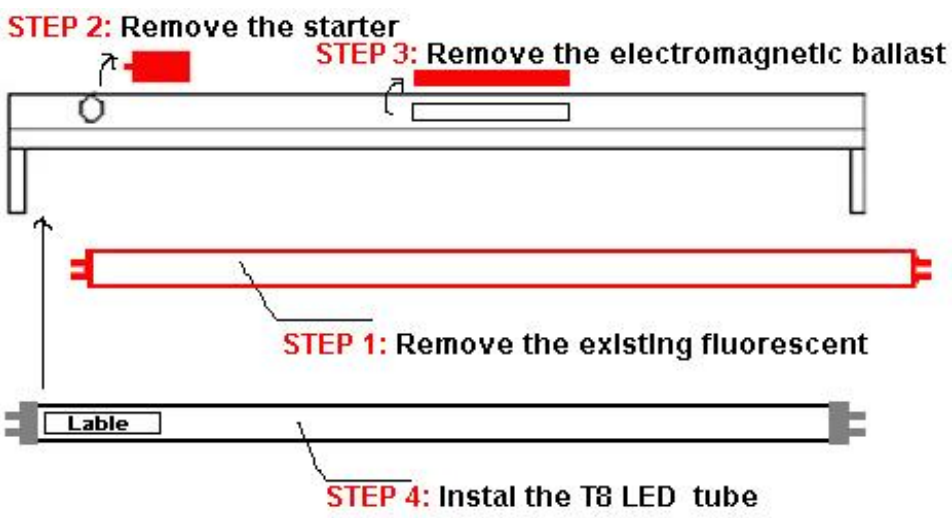


T8 LED tube light installation for replacing traditional fluorescent tube:

Easy installation:



Energy saving installation:



☀ CAUTION:

Cut off the current first and follow the steps.

I. Working picture:



NOTICE:

- ☀ Can be placed in conventional T8 or T10 fluorescent brackets (remove starter before replacement!)
- ☀ The tube must work under the right voltage according to the specification.
- ☀ Don't take the tube apart
- ☀ Recommend indoor use