
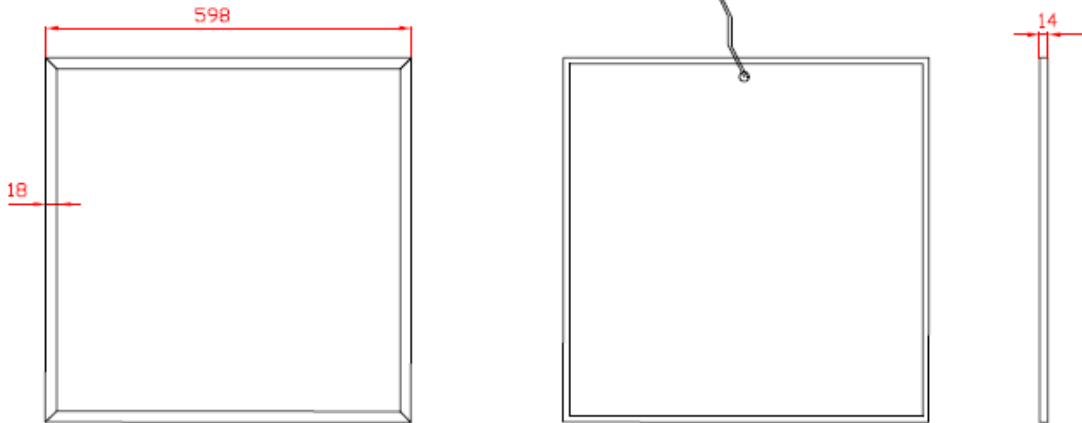


LED LIGHT PANEL (TP-39-W-6060-G)

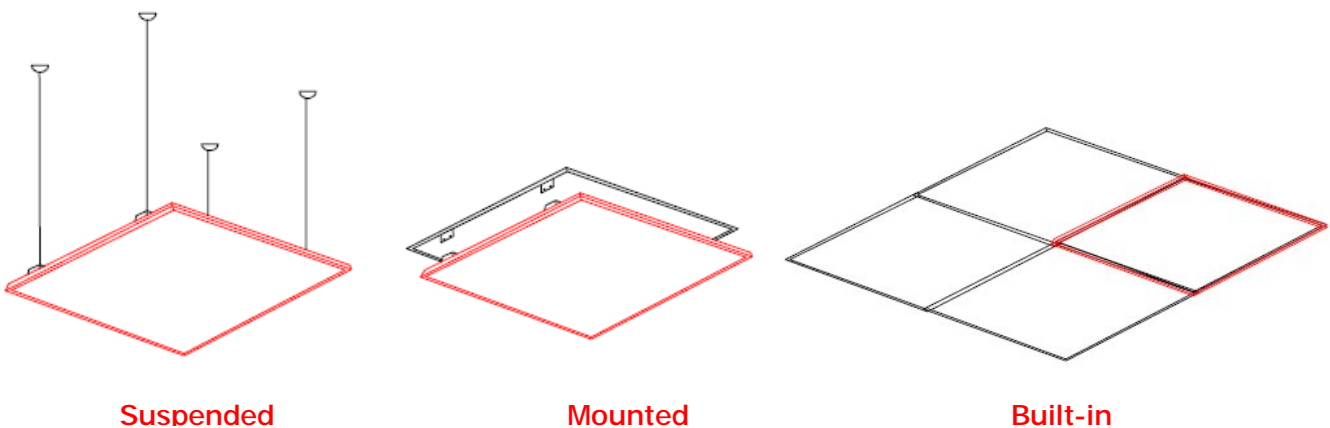
**Product: LED PANEL LIGHT**  
**Input Voltage: AC100V-240V**  
**Dimensions: 598mm x 598mm x 14mm**

**Item No.: TP-39-W-6060-G**  
**Power Consumption: 39Watts**

### A. PHOTO AND DIMENSION (MM)



### B. INSTALLATION METHODS

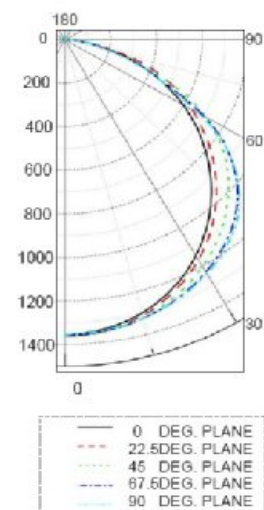


## C. PARAMETERS

ITEMS	PARAMETERS
Input Voltage	AC100-240V
Power consumption	39W
Luminous Flux	2000Lm(Cool white), 1754Lm(Warm white)
Luminosity (height @ 1 meter)	586Lux (Cool white), 400Lux (Warm white)
Color available	Cool white/Warm white/Natural white/Red /Green/Blue/Yellow/Orange/RGB
Life time	>50,000 hours
Operating Temperature	-10 °C to +40°C
Storage Temperature	-20 °C to +60°C
Humidity Operating	10-80%
Humidity Storage	10-80%
Weight	4.7KGS/PCS
Dimensions	598mm*598mm*14mm
IK Code	IK04
IP Code	IP41
Fixing Ways	In-built, Mounting, Suspending
Packing:	Inner Carton : 665*665*210mm (2pcs/ctn) Outer Carton : 740*700*350mm (4pcs/ctn)

## D. ILLUMINATION TEST AND LIGHT DISTRIBUTION GRAPH

Item No. TP-36-W-6060-G		
Height (M)	Area $\Phi$ (M)	Illumination Intensity (Lux)
0.5	0.57	1872
1.0	1.09	586
1.5	1.73	271
2.0	2.30	153
2.5	2.88	110
3.0	3.46	80
Beam angle: 60 degree		Color: Cold White



E. PACKAGE

